



ADVENTURE THE *WORLD*

WWW.LIANMEIGROUP.COM



***PRODUCT
CATALOGUE***

**2025
OFF-ROAD ALL TERRAIN**


ABOUT US

Zhejiang Lianmei Industrial Co.,Ltd. (abbreviated as "Lianmei") was founded in 1986, specializing in the production of recreational vehicles and new energy vehicles (ATV, Dirt bike, E-scooter, E-bicycle and E-balance bike), with more than 30 years of export experience. Lianmei has our own workshops of metalworking, CNC, welding, color coating and assembling, with more than 300 employees. Our factory covers an area of 40000 square meters. Lianmei as a professional ODM & OEM factory, we always highly focus on product quality, customer demand, fast delivery and good customer service. After 30 years of development, Lianmei has established a strict quality control system, which has passed ISO9001 Quality Management System. We also have WMI and pass BSCI factory audit. We have got many certificates (CE/EMC/ROSH/LVD/EN17128/EN15194/EEC) for our products to meet different market requirements. Intense R&D works are performed daily to meet the needs of our customers and the community.

"Passion and People", that's what Lianmei focuses on. Lianmei puts into all of our products from the quality, to the love, the care and the energy. We are passionate about everything we do here. This passion for the vehicle industry translates to the products that you see today. We help to do our part to create a more funny world and most importantly share what outdoor fun can be for our people. We are dedicated professionals who put our vehicle product quality above all.

Our principle is "Responsible for the customer, the staff, and responsible for the society". And our factory aim is providing our customers with a stable, safe product. Satisfying our customer's desires and grow up together. We wish to be the optimal choice of vehicle line for everyone who are with passion for it.





LMATV-200DQ

BASIC PARAMETER

Product size	1800*1130*1100mm
Seat height	790mm
Wheel base	1200mm
Ground clearance	155mm
Max Loading	120kgs
Packing size	1650*1040*800mm
G.W/N.W	214kgs/185kgs
Container loads	14pcs/20FT, 45pcs/40HQ

ENGINE

Engine	180cc, 4stroke, 1cylinder Air cooled (JUNENG)790mm
Gasoline	#92up
Bore&Stroke	62.5*57.8mm
Starting	Electric start(12V 6.5Ah)
Drive	Chain drive
Transmission	Automatic, F-N-R
Max speed	70km/h

BRAKE&TRANSMISSION

Rim Material	Aluminum Rim
Tyre Front	23*7-10"
Tyre Rear	22*10-10"
Suspension Front	Front dual shock absorber
Suspension Rear	Rear Single shock absorber
Brakes Front	Double Hydraulic disc brake
Brakes Rear	Single Hydraulic disc brake



LMATV-200HM




LMATV-150M



LMATV-125HM

BASIC PARAMETER	Product size	1830*1100*1100mm	1600*870*1020mm	1770*1000*1060mm
	Seat height	820mm	800mm	670mm
	Wheel base	1140mm	1170mm	1110mm
	Ground clearance	160mm	110mm	120mm
	Max Loading	120kgs	120kgs	120kgs
	Packing size	1470*830*850mm	1470*830*820mm	1470*830*820mm
	G.W/N.W	195kgs/166kgs	165kgs/150kgs	135kgs/117kgs
Container loads	22pcs/20FT, 66pcs/40HQ	22pcs/20FT, 66pcs/40HQ	22pcs/20FT, 66pcs/40HQ	
ENGINE PARAMETERS	Engine	180cc, 4stroke, 1cylinder Air cooled (JUNENG)	150cc, 4stroke, 1cylinder Air cooled (JUNENG)	125cc,4stroke, 1 cylinder Air cooled (LONCIN)
	Gasoline	#92up	#92up	#92up
	Bore&Stroke	62.5*57.8mm	57.4*57.8mm	52.4*55.5mm
	Starting	Electric start(12V 6.5Ah)	Electric start(12V 6.5Ah)	Electric start (12V 6.5Ah)
	Drive	Chain drive	Chain drive	Chain drive
	Transmission	Automatic, F-N-R	Automatic, F-N-R	Automatic, F-N-R
	Max speed	70km/h	60km/h	55km/h
WHEEL BRAKE & SUSPENSION	Rim Material	Steel rim	Steel rim	Steel rim
	Tyre Front	23*7-10"	19*7-8"	19*7-8"
	Tyre Rear	22*10-10"	18*9.8-8"	18*9.8-8"
	Suspension Front	Front dual shock absorber	Front dual shock absorber	Front dual shock absorber
	Suspension Rear	Rear Single shock absorber	Rear Single shock absorber	Rear Single shock absorber
	Brakes Front	Double Hydraulic disc brake	Double drum brake	Double drum brake
Brakes Rear	Single Hydraulic disc brake	Single Hydraulic disc brake	Single Hydraulic disc brake	



LMATV-110V

BASIC PARAMETER

Product size	1470*990*1020mm
Seat height	730mm
Wheel base	960mm
Ground clearance	110mm
Max Loading	100kgs
Packing size	1450*830*630mm
G.W/N.W	125/108kgs
Container loads	33pcs/20FT, 88pcs/40HQ

ENGINE

Engine	110cc 4 Stroke, 1 Cylinder
	Air Cooled
Gasoline	#92up
Bore&Stroke	52.4*49.5mm
Starting	Electrical Start (12V4Ah)
Drive	Chain drive
Transmission	Automatic, Forward only
Max speed	45Km/h

BRAKE&TRANSMISSION

Rim Material	Steel rim
Tyre Front	19*7-8"
Tyre Rear	18*9.5-8"
Suspension Front	Front dual shock absorber
Suspension Rear	Rear Single shock absorber
Brakes Front	Dual Drum Brake
Brakes Rear	Single Hydraulic Disc Brake



LMATV-110EG

BASIC PARAMETER

Product size	1640*990*980mm
Seat height	730 mm
Wheel base	1020mm
Ground clearance	130mm
Max Loading	100kgs
Packing size	1420*830*630mm
G.W/N.W	118kgs/104kgs
Container loads	33pcs/20FT, 88pcs/40HQ

ENGINE

Engine	110cc 4 Stroke, 1 Cylinder
	Air Cooled
Gasoline	#92up
Bore&Stroke	52.4*49.5mm
Starting	Electrical Start (12V4Ah)
Drive	Chain drive
Transmission	Automatic, Forward only
Max speed	45km/h

BRAKE&TRANSMISSION

Rim Material	Steel rim
Tyre Front	19*7-8"
Tyre Rear	18*9.5-8"
Suspension Front	Front dual shock absorber
Suspension Rear	Rear Single shock absorber
Brakes Front	Dual Drum Brake
Brakes Rear	Single Hydraulic Disc Brake



LMATV-110Z



LMATV-110BK



LMATV-110Y

BASIC PARAMETER

Product size	1510*990*1020mm	1510*990*1020mm	1510*990*1020mm
Seat height	730mm	730mm	730mm
Wheel base	960mm	960mm	960mm
Ground clearance	110mm	110mm	110mm
Max Loading	100kgs	100kgs	100kgs
Packing size	1450*830*630mm	1450*830*630mm	1450*830*630mm
G.W/N.W	122/106kgs	122/106kgs	122/106kgs
Container loads	33pcs/20FT, 87pcs/40HQ	33pcs/20"FT, 88pcs/40"HQ	33pcs/20FT, 88pcs/40HQ

ENGINE PARAMETERS

Engine	110cc 4 Stroke, 1 Cylinder Air Cooled	110cc 4 Stroke, 1 Cylinder Air Cooled	110cc 4 Stroke, 1 Cylinder Air Cooled
Gasoline	#92up	#92up	#92up
Bore&Stroke	52.4*49.5mm	52.4*49.5mm	52.4*49.5mm
Starting	Electrical Start (12V4Ah)	Electrical Start (12V4Ah)	Electrical Start (12V4Ah)
Drive	Chain drive	Chain drive	Chain drive
Transmission	Automatic, Forward only	Automatic, Forward only	Automatic, Forward only
Max speed	45Km/h	45Km/h	45Km/h

WHEEL BRAKE & SUSPENSION

Rim Material	Steel rim	Steel rim	Steel rim
Tyre Front	19*7-8"	19*7-8"	19*7-8"
Tyre Rear	18*9.5-8"	18*9.5-8"	18*9.5-8"
Suspension Front	Front dual shock absorber	Front dual shock absorber	Front dual shock absorber
Suspension Rear	Rear Single shock absorber	Rear Single shock absorber	Rear Single shock absorber
Brakes Front	Dual Drum Brake	Dual Drum Brake	Dual Drum Brake
Brakes Rear	Single Hydraulic Disc Brake	Single Hydraulic Disc Brake	Single Hydraulic Disc Brake



LMATV-110A



LMATV-110G



LMATV-110X



LMATV-110B

BASIC PARAMETER



Product size	1440*1020*1000mm	1460*870*970mm	1280*780*900mm	1150*680*640mm
Seat height	700mm	660mm	720mm	600mm
Wheel base	960mm	820mm	960mm	800mm
Ground clearance	100mm	95mm	105mm	75mm
Max Loading	100kgs	100kgs	100kgs	100kgs
Packing size	1300*830*630mm	1240*750*630mm	1150*680*600mm	1150*650*580mm
G.W/N.W	116/102kgs	111/96kgs	97/85kgs	82/69kgs
Container loads	33pcs/20FT, 92pcs/40HQ	39pcs/20FT, 108pcs/40HQ(7inch)	45pcs/20FT, 136pcs/40HQ	72pcs/20FT, 144pcs/40HQ

ENGINE PARAMETERS

Engine	110cc 4 Stroke, 1 Cylinder Air Cooled	110cc 4 Stroke, 1 Cylinder Air Cooled	110cc 4 Stroke, 1 Cylinder Air Cooled	110cc 4 Stroke, 1 Cylinder Air Cooled
Gasoline	#92up	#92up	#92up	#92up
Bore&Stroke	52.4*49.5mm	52.4*49.5mm	52.4*49.5mm	52.4*49.5mm
Starting	Electrical Start (12V4Ah)	Electrical Start (12V4Ah)	Electrical Start (12V4Ah)	Electrical Start (12V4Ah)
Drive	Chain drive	Chain drive	Chain drive	Chain drive
Transmission	Automatic, Forward only	Automatic, Forward only	Automatic, Forward only	Automatic, Forward only
Max speed	45Km/h	45Km/h	45Km/h	45Km/h

WHEEL BRAKE & SUSPENSION

Rim Material	Steel rim	Steel rim	Steel rim	Steel rim
Tyre Front	19*7-8"	16*8-7"	16*8-7"	14.5*70-6"
Tyre Rear	18*9.5-8"	16*8-7"	16*8-7"	14.5*70-6"
Suspension Front	Front dual shock absorber	Front dual shock absorber	Front dual shock absorber	Front dual shock absorber
Suspension Rear	Rear Single shock absorber	Rear Single shock absorber	Rear Single shock absorber	Rear Single shock absorber
Brakes Front	Dual Drum Brake	Dual Drum Brake	Dual Drum Brake	Dual Drum Brake
Brakes Rear	Single Hydraulic Disc Brake	Single Hydraulic Disc Brake	Single Hydraulic Disc Brake	Single Hydraulic Disc Brake



LMATV-049Y

BASIC PARAMETER



Product size	1140*600*710mm
Seat height	480mm
Wheel base	700mm
Ground clearance	70mm
Max Loading	50kgs
Packing size	1020*570*430mm
G.W/N.W	45/39kgs
Container loads	110pcs/20FT, 275pcs/40HQ

ENGINE

Engine	49cc 2 stroke ,1cylinder
	Air cooled
Gasoline	25:1 mix petrol and 2 stroke engine oil
Bore&Stroke	44*33mm
Starting	Pull start / Electrical Start as optional
Drive	Chain drive
Transmission	Automatic, Forward only
Max speed	35Km/h

BRAKE&TRANSMISSION

Rim Material	Steel rim
Tyre Front	4.10-6"
Tyre Rear	13*5.0-6"
Suspension Front	Front dual shock absorber
Suspension Rear	Rear Single shock absorber
Brakes Front	Dual Disc brake
Brakes Rear	Single Disc Brake



LMA TV-049V

BASIC PARAMETER

Product size	1030*600*680mm
Seat height	490mm
Wheel base	700mm
Ground clearance	80mm
Max Loading	50kgs
Packing size	1020*570*430mm
G.W/N.W	45/39kgs
Container loads	110pcs/20FT, 275pcs/40HQ

ENGINE

Engine	49cc 2 stroke ,1cylinder
	Air cooled
Gasoline	25:1 mix petrol and 2 stroke engine oil
Bore&Stroke	44*33mm
Starting	Pull start / Electrical Start as optional
Drive	Chain drive
Transmission	Automatic, Forward only
Max speed	35Km/h

BRAKE&TRANSMISSION

Rim Material	Steel rim
Tyre Front	4.10-6"
Tyre Rear	13*5.0-6"
Suspension Front	Front dual shock absorber
Suspension Rear	Rear Single shock absorber
Brakes Front	Dual Disc brake
Brakes Rear	Single Disc Brake



LMATV-049A



LMATV-049Z



LMATV-049HM



LMATV-049B-S

BASIC PARAMETER


Product size	1080*600*710mm	1100*650*720mm	1130*600*710mm	1000*690*720mm
Seat height	500mm	470mm	490mm	500mm
Wheel base	695mm	690mm	710mm	710mm
Ground clearance	60mm	50mm	85mm	60mm
Max Loading	50kgs	50kgs	50kgs	50kgs
Packing size	1020*570*430mm	1060*570*520mm	1020*570*430mm	990*580*420mm
G.W/N.W	42/36kgs	45/39kgs	43/37kgs	35/30kgs
Container loads	110pcs/20FT, 275pcs/40HQ	80pcs/20FT, 220pcs/40HQ	110pcs/20FT, 275pcs/40HQ	132pcs/20FT, 288pcs/40HQ

ENGINE PARAMETERS

Engine	49cc 2 stroke, 1cylinder Air cooled	49cc 2 stroke, 1cylinder Air cooled	49cc 2 stroke, 1cylinder Air cooled	49cc 2 stroke, 1cylinder Air cooled
Gasoline	25:1 mix petrol and 2 stroke engine oil	25:1 mix petrol and 2 stroke engine oil	25:1 mix petrol and 2 stroke engine oil	25:1 mix petrol and 2 stroke engine oil
Bore&Stroke	44*33mm	44*33mm	44*33mm	44*33mm
Starting	Pull start / Electrical Start as optional	Pull start / Electrical Start as optional	Pull start / Electrical Start as optional	Pull start
Drive	Chain drive	Chain drive	Chain drive	Chain drive
Transmission	Automatic, Forward only	Automatic, Forward only	Automatic, Forward only	Automatic, Forward only
Max speed	35Km/h	35Km/h	35Km/h	35Km/h

WHEEL BRAKE & SUSPENSION

Rim Material	Steel rim	Steel rim	Steel rim	Steel rim
Tyre Front	4.10-6"	4.10-6"	4.10-6"	4.10-4"
Tyre Rear	13*5.0-6"	13*5.0-6"	13*5.0-6"	4.10-4"
Suspension Front	Front dual shock absorber	Front dual shock absorber	Front dual shock absorber	Front dual shock absorber
Suspension Rear	Rear Single shock absorber	Rear Single shock absorber	Rear Single shock absorber	Rear Single shock absorber
Brakes Front	Dual Disc brake	Dual Disc brake	Dual Disc brake	Dual Disc brake
Brakes Rear	Single Disc Brake	Single Disc Brake	Single Disc Brake	Single Disc Brake



LMEATV-500M

BASIC PARAMETER



Product size	1100*680*740mm
Seat height	550mm
Wheel base	760mm
Ground clearance	120mm
Max Loading	80kgs
Packing size	116*700*630mm
G.W/N.W	67/59kgs
Container loads	48pcs/20FT, 136pcs/40HQ

ENGINE

Motor	48V,500W brushless
Battery	48v,12Ah lead acid battery
Drive	Shaft drive
Transmission	Automatic, F-N-R
Max speed	25-30Km/h

BRAKE&TRANSMISSION

Rim Material	Steel rim
Tyre Front	14*4.10-6"
Tyre Rear	14*5.0-6"
Suspension Front	Front dual shock absorber;
Suspension Rear	Rear single shock absorber
Brakes Front	Dual Disc brake
Brakes Rear	Dual Disc Brake



LMEATV-1500G

BASIC PARAMETER

Product size	1840*1110*1100mm
Seat height	770mm
Wheel base	1170mm
Ground clearance	170mm
Max Loading	120kgs
Packing size	1650*860*830mm
G.W/N.W	200/184kgs
Container loads	14pcs/20FT, 42pcs/40HQ

ENGINE

Motor	60V,1500w brushless
Battery	60v,20Ah lead acid battery
Drive	Shaft drive
Transmission	Automatic, F-N-R
Max speed	45Km/h

BRAKE&TRANSMISSION

Rim Material	Steel rim
TiresF/R	21*7.00-10;20*10.00-10, 10 inch tyre steel rim optional alu rim
Suspension	F: Dual Hydraulic suspension; R:Single Hydraulic suspension
BrakesF/R	F/R: Dual Hydraulic Disc Brake



LMEATV-1000G

BASIC PARAMETER

Product size	1500*900*980mm
Seat height	590mm
Wheel base	850mm
Ground clearance	150mm
Max Loading	100kgs
Packing size	1350*750*630mm; 480*490*920mm(4 wheel)
G.W/N.W	129/115kgs
Container loads	32pcs/20FT, 80pcs/40HQ

POWER

Motor	48V,750w brushless
Battery	48v,20Ah lead acid battery
Drive	Shaft drive
Transmission	Automatic, F-N-R
Max speed	20Km/h

WHEEL BRAKE & SUSPENSION

Rim Material	Steel rim
Tyre Front	19*7.0-8"
Tyre Rear	18*9.5-8"
Suspension Front	Front dual shock absorber;
Suspension Rear	Rear single shock absorber
Brakes Front	Dual Disc brake
Brakes Rear	Dual Disc Brake



LMEATV-500B

BASIC PARAMETER

Product size	1230*730*840mm
Seat height	570mm
Wheel base	870mm
Ground Clearance	100mm
Max Loading	100kgs
Packing size	1300*680*600mm
G.W/N.W	80/73kgs
Container loads	39pcs/20FT, 108pcs/40HQ

POWER

Motor	48V,500W brush
Battery	48v,12Ah lead acid battery
Drive	Shaft drive
Transmission	Automatic, F-N-R
Max speed	16Km/h

WHEEL BRAKE & SUSPENSION

Rim Material	Steel rim
Tyre Front	14.5*70-6"
Tyre Rear	14.5*70-6"
Suspension Front	Front dual shock absorber;
Suspension Rear	Rear single shock absorber
Brakes Front	Dual Drum brake
Brakes Rear	Dual Disc Brake



LMEATV-500V

BASIC PARAMETER


Product size	1030*600*680mm
Seat height	490mm
Wheel base	700mm
Ground clearance	80mm
Max Loading	50kgs
Packing size	1020*570*430mm
G.W/N.W	58/52kgs
Container loads	110pcs/20FT, 275pcs/40HQ

ENGINE

Motor	36V,500W brush
Battery	36V 12Ah lead acid battery
Drive	Chain drive
Transmission	Automatic, Forward
Max speed	25-30Km/h

BRAKE&TRANSMISSION

Rim Material	Steel rim
Tyre Front	13*4.1-6"
Tyre Rear	13*5.0-6"
Suspension Front	Front dual shock absorber;
Suspension Rear	Rear single shock absorber
Brakes Front	Dual Disc brake
Brakes Rear	Single Disc Brake



LMEATV-500A MAX

BASIC PARAMETER


Product size	1180*650*760mm
Seat height	550mm
Wheel base	760mm
Ground clearance	195mm
Max Loading	80kgs
Packing size	1040*610*500mm
G.W/N.W	61/54kgs
Container loads	72pcs/20FT, 190pcs/40HQ

ENGINE

Motor	48V,1000w brush
Battery	48v,12Ah lead acid battery
Drive	Chain drive
Transmission	Automatic, F-N-R
Max speed	25-30Km/h

BRAKE&TRANSMISSION

Rim Material	Steel rim
Tyre Front	4.10-6"
Tyre Rear	14*5.0-6"
Suspension Front	Front dual shock absorber
Suspension Rear	Rear dual shock absorber
Brakes Front	Dual Disc brake
Brakes Rear	Single Disc Brake



LMEATV-500Y

BASIC PARAMETER

Product size	1140*600*710mm
Seat height	480mm
Wheel base	700mm
Ground clearance	70mm
Max Loading	50kgs
Packing size	1020*570*430mm
G.W/N.W	58/52kgs
Container loads	110pcs/20FT, 275pcs/40HQ

ENGINE

Motor	36V,500W brush
Battery	36V 12Ah lead acid battery
Drive	Chain drive
Transmission	F-N-R
Max speed	25-30Km/h

BRAKE&TRANSMISSION

Rim Material	Steel rim
Tyre Front	4.10-6"
Tyre Rear	13*5.0-6"
Suspension Front	Front dual shock absorber
Suspension Rear	Rear single shock absorber
Brakes Front	Dual Disc brake
Brakes Rear	Single Disc Brake



LMEATV-500Z



LMEATV-500A



LMEATV-500D

BASIC PARAMETER

Product size	1100*58.50*720mm	1080*600*710mm	1080*600*710mm
Seat height	480mm	500mm	475mm
Wheel base	690mm	710mm	690mm
Ground clearance	950mm	60mm	60mm
Max Loading	50kgs	50kgs	50kgs
Packing size	1060*570*520mm	1020*570*430mm	1020*570*430mm
G.W/N.W	60/53kgs	56/50kgs	57/51kgs
Container loads	80pcs/20FT, 220pcs/40HQ	110pcs/20FT, 275pcs/40HQ	110pcs/20FT, 275pcs/40HQ

POWER

Motor	36V,500W brush	36V,500W brush	36V,500W brush
Battery	36V 12Ah lead acid battery	36V 12Ah lead acid battery	36V 12Ah lead acid battery
Drive	Chain drive	Chain drive	Chain drive
Transmission	F-N-R	F-N-R	F-N-R
Max speed	25-30Km/h	25-30Km/h	25-30Km/h

WHEEL BRAKE & SUSPENSION

Rim Material	Steel rim	Steel rim	Steel rim
Tyre Front	4.10-6"	4.10-6"	4.10-6"
Tyre Rear	13*5.0-6"	13*5.0-6"	13*5.0-6"
Suspension Front	Front dual shock absorber	Front dual shock absorber	Front dual shock absorber
Suspension Rear	Rear single shock absorber	Rear single shock absorber	Rear single shock absorber
Brakes Front	Dual Disc brake	Dual Disc brake	Dual Disc brake
Brakes Rear	Single Disc Brake	Single Disc Brake	Single Disc Brake



LMDB-150



LMDB-125H



LMDB-125



LMDB-110A

BASIC PARAMETER

Product size	1720*800*1060mm	1770*760*1155mm	1515*715*960mm	1350*660*820mm
Seat height	820mm	810mm	745mm	640mm
Wheel base	1170mm	1220mm	1060mm	960mm
Ground clearance	230mm	300mm	290mm	120mm
Max Loading	110kgs	110kgs	110kgs	110kgs
Packing size	1500*450*730mm	1450*450*750mm	1350*370*650mm	1200*360*800mm
G.W/N.W	95/85Kgs	84/74Kgs	72/60Kgs	68/58Kgs
Container loads	54pcs/20FT, 116pcs/40HQ	60pcs/20FT, 120pcs/40HQ	75pcs/20FT, 192pcs/40HQ	52pcs/20FT, 177pcs/40HQ

ENGINE PARAMETERS

Engine	150cc Four Stroke, Single Cylinder Air Cooled, Lifan brand	125cc, four stroke ,Single Cylinder Air Cooled	125cc Four Stroke, Single Cylinder Air Cooled	110cc Four Stroke, Single Cylinder Air Cooled
Gasoline	#92up	#92up	#92up	#92up
Bore&Stroke	57.4*57.8mm	52.4*55.5mm	52.4*55.5mm	52.4*49.5mm
Starting	Electric Start	Kick Start	Kick Start	Kick Start
Drive	Chain Drive	Chain Drive	Chain Drive	Chain Drive
Transmission	1-2-3-4-5-N	1-N-2-3-4	1-N-2-3-4	1-N-2-3-4
Max speed	85Km/h	60Km/h	60Km/h	50Km/h

WHEEL BRAKE & SUSPENSION

Rim Material	Alu Rim	Alu Rim	Steel Rim	Steel Rim
Tyre Front	70/100-17 Air Tire	70/100-17 Air Tire	60/100-14 Air Tire	2.50-10 Air Tire
Tyre Rear	90/100-14 Air Tire	90/100-14 Air Tire	80/100-12 Air Tire	2.50-10 Air Tire
Suspension Front	Front Dual Upside Down Fork	Front Dual Upside Down Fork	Front Dual Shock absorber	Front Dual Shock absorber
Suspension Rear	Rear Single Spring Shock absorber	Rear Single Spring Shock absorber	Rear Single Spring Shock absorber	Rear Single Spring Shock absorber
Brakes Front	Hydraulic Disc Brake	Hydraulic Disc Brake	Hydraulic Disc Brake	Drum Brake
Brakes Rear	Hydraulic Disc Brake	Hydraulic Disc Brake	Hydraulic Disc Brake	Disc Brake



LMDB-049H



LMDB-049P



LMDB-049F



LMOOX-R3

BASIC PARAMETER

Product size	1290*640*780mm	1260*595*760mm	1260*570*750mm	985*505*530mm
Seat height	590mm	575mm	550mm	410mm
Wheel base	910mm	870mm	870mm	655mm
Ground clearance	200mm	220mm	90mm	55mm
Max Loading	80kgs	80kgs	80kgs	50kgs
Packing size	1070*280*600mm	1070*280*600mm	1070*280*600mm	1000*320*580mm
G.W/N.W	29/24Kgs	28/23Kgs	27/22Kgs	23/18Kgs
Container loads	158pcs/20FT, 390pcs/40HQ	158pcs/20FT, 390pcs/40HQ	158pcs/20FT, 390pcs/40HQ	156pcs/20FT, 370pcs/40HQ

ENGINE PARAMETERS

Engine	49cc two stroke ,single -cylinder Air cooled	49cc two stroke ,single -cylinder Air cooled	49cc two stroke ,single -cylinder Air cooled	49cc two stroke ,single -cylinder Air cooled
Gasoline	25:1 mix petrol and 2 stroke engine oil	25:1 mix petrol and 2 stroke engine oil	25:1 mix petrol and 2 stroke engine oil	25:1 mix petrol and 2 stroke engine oil
Bore&Stroke	44*33mm	44*33mm	44*33mm	44*33mm
Starting	Pull start	Pull start	Pull start	Pull start
Drive	Chain Drive	Chain Drive	Chain Drive	Chain Drive
Transmission	Automatic, Single Forward	Automatic, Single Forward	Automatic, Single Forward	Automatic, Single Forward
Max speed	35Km/h	35Km/h	35Km/h	35Km/h

WHEEL BRAKE & SUSPENSION

Rim Material	Steel Rim	Steel Rim	Steel Rim	Steel Rim
Tyre Front	2.50-10 Air Tire	2.50-10 Air Tire	2.50-10 Air Tire	90/65-6.5
Tyre Rear	2.50-10 Air Tire	2.50-10 Air Tire	2.50-10 Air Tire	110/5-6.5
Suspension Front	Front Dual Upside Down Fork	Front Dual Upside Down Fork	Front Dual Shock absorber	Solid fork
Suspension Rear	Rear Single Spring Shock absorber	Rear Single Spring Shock absorber	Rear Single Spring Shock absorber	Without
Brakes Front	Disc Brake	Disc Brake	Disc Brake	Disc Brake
Brakes Rear	Disc Brake	Disc Brake	Disc Brake	Disc Brake



LME-500H 10"



LME-500H 12"



LME-500H 12" BRUSHLESS



LME-350A

BASIC PARAMETER

Product size	1370*620*815mm	1370*620*840mm	1370*620*840mm	985*505*530mm
Seat height	600mm	625mm	625mm	410mm
Wheel base	955mm	925mm	925mm	655mm
Ground clearance	215mm	240mm	240mm	55mm
Max Loading	80kgs	80kgs	80 Kgs	50kgs
Packing size	1150*300*650mm	1150*300*650mm	1150*300*650mm	1000*320*580mm
G.W/N.W	41/36kgs	41/36kgs	42/37kgs	30/25kgs
Container loads	127pcs/20FT, 308pcs/40HQ	127pcs/20FT, 308pcs/40HQ	127pcs/20FT, 308pcs/40HQ	156pcs/20FT, 370pcs/40HQ

POWER

Moto	36V 500W brush magnetic motor	36V 500W brush magnetic motor	36V 1000W brushless motor	24V 350w brush motor
Battery	36V 12Ah lead acid battery	36V 12Ah lead acid battery	36V 12Ah lead acid battery	24V 12ah lead acid bettery
Drive	Chain drive	Chain drive	Chain Drive	Chain drive
Controller	24A	24A	30A	18A
Transmission	Automatic, Single forward	Automatic, Single forward	Automatic, Single forward	Automatic, Single forward
Max speed	25Km/h	25Km/h	28Km/h	25km/h
Distance	25-28km	25-28km	25-28km	22-28km
Starting	Electric start, throttle handlebar	Electric start, throttle handlebar	Electric start, throttle handlebar	Electric start, throttle handlebar

WHEEL BRAKE & SUSPENSION

Rim Material	Steel rim	Steel rim	Steel rim	Steel rim
Tyre F/Rear	2.5-10"/2.5-10"	2.75-12"/3.0-10"	2.75-12"/3.0-10"	90/65-6.5"/110/50-6.5"
Suspension Front	Dual spring suspension upside down fork	Dual spring suspension fork	Dual hydraulic suspension upside down fork	without
Suspension Rear	Single spring suspension	Single spring suspension	Single hydraulic Spring suspension	without
Brakes Front	Mechanical Disc brake	Mechanical Disc brake	Mechanical Disc brake	mechanical Disc brake
Brakes Rear	Mechanical Disc brake	Mechanical Disc brake	Mechanical Disc brake	mechanical Disc Brake

LIANMEI



ADVENTURE THE WORLD

WWW.LIANMEIGROUP.COM

CONTACT INFO



No.99 th, West Jiuzhou Road
Yongkang City, Zhejiang, China



+86-15267930137
+86-579-87481198



Sales@cnlianmei.com
Fax: +86-579-87481627