





LME-BB1-C 12 INCH



POWER

Motor:	24V 100W Rear wheel brushless motor
Drive:	Motor drive
Battery:	24V2.0Ah lithium battery
Display:	Battery capacity
Starting:	Electric start
Max speed:	High 15km/h, Low 8km/h
Running distance:	8-10km
Running time:	30-50mins
Charging time:	1-2hours
Max loading:	50kgs


BASIC PARAMETER

Material:	Steel frame
Front fork:	Steel fork
Handlebar:	Aluminum
Tire size:	12inch
Seat height:	430-510mm
Wheel base:	635mm
Ground clearance:	135mm
Brake:	Rear mechanical Disc Brake
Outside carton:	80*20*44.5cm
G.W/N.W:	12 /11KGS
Container loading:	402pcs/20FT;960pcs/40HQ



LME-BB1 12 INCH

LME-BB1 14 INCH



POWER


Motor:	24V 100W brush motor
Drive:	Chain drive
Battery:	24V 2.0Ah lithium battery
Display:	Battery capacity
Starting:	Electric start
Max speed:	12-15km/h
Running distance:	8-10km
Running time:	30-50mins
Charging time:	1-2hours
Max loading:	50kgs

BASIC PARAMETER

Material:	Aluminum frame
Front fork:	Steel fork
Handlebar:	Aluminum
Tire size:	12" / 14"(optional size)
Seat height:	440-500mm
Wheel base:	660mm
Ground clearance:	125mm
Brake:	Rear drum brake
Outside carton:	90*22*45cm
G.W/N.W:	12/10kgs
Container loading:	308pcs/20FT;700pcs/40HQ



LME-BB2 16 INCH



POWER


Motor:	36V 350W Rear wheel brushless motor
Drive:	Motor drive
Battery:	36V5.2Ah lithium battery
Display:	LED display, 5 level speed
Starting:	Electric start
Max speed:	12-15km/h
Running distance:	20-25km
Running time:	45-60mins
Charging time:	3-4hours
Max loading:	60kgs

BASIC PARAMETER

Material:	Aluminum frame
Front fork:	Aluminum fork
Handlebar:	Aluminum
Tire size:	16"*2.125
Seat height:	500mm
Wheel base:	830mm
Ground clearance:	192mm
Brake:	Rear disc brake
Outside carton:	108*22*60cm
G.W/N.W:	18/15KGS
Container loading:	188pcs/20FT;440pcs/40HQ



LME-BB3 18 INCH



POWER

Motor:	36V 350W rear hub wheel brushless motor
Drive:	Motor drive
Battery:	36V 5.2Ah lithium battery
Display:	LED display, 5 level speed
Starting:	Electric start
Max speed:	25km/h(speed limit) 35km/h(none speed limit)
Running distance:	20-25km
Running time:	45-60mins
Charging time:	3-4hours
Max loading:	80kgs

BASIC PARAMETER

Material:	Aluminum frame
Front fork:	Aluminum suspension fork
Handlebar:	Aluminum
Tire size:	18*2.5 off road tyre
Seat height:	630-725mm
Wheel base:	960mm
Ground clearance:	230mm
Brake:	F&R Hydraulic disc brake
Outside carton:	122*25*65cm
G.W/N.W:	23.5/18KGS
Container loading:	142pcs/20FT;384pcs/40HQ



LME-BB3 20 INCH



POWER

Motor:	36V 350W rear hub wheel brushless motor
Drive:	Motor drive
Battery:	36V5.2Ah lithium battery
Display:	LED display, 5 level speed
Starting:	Electric start
Max speed:	25km/h(speed limit) 35km/h(none speed limit)
Running distance:	20-25km
Running time:	45-60 mins
Charging time:	3-4hours
Max loading:	80kgs

BASIC PARAMETER

Material:	Aluminum frame
Front fork:	Aluminum suspension fork
Handlebar:	Aluminum
Tire size:	20*2.5 off road tyre
Seat height:	680-760mm
Wheel base:	960mm
Ground clearance:	260mm
Brake:	F&R Hydraulic disc brake
Outside carton:	128*25*65Cm
G.W/N.W:	24/19KGS
Container loading:	130pcs/20FT;334pcs/40HQ



ADVENTURE THE *WORLD*

WWW.LIANMEIGROUP.COM



**FOR ELECTRIC
PEOPLE**

WWW.TESORORIDE.COM

BALANCE BIKE CATALOGUE 2025

BALANCE BIKE